

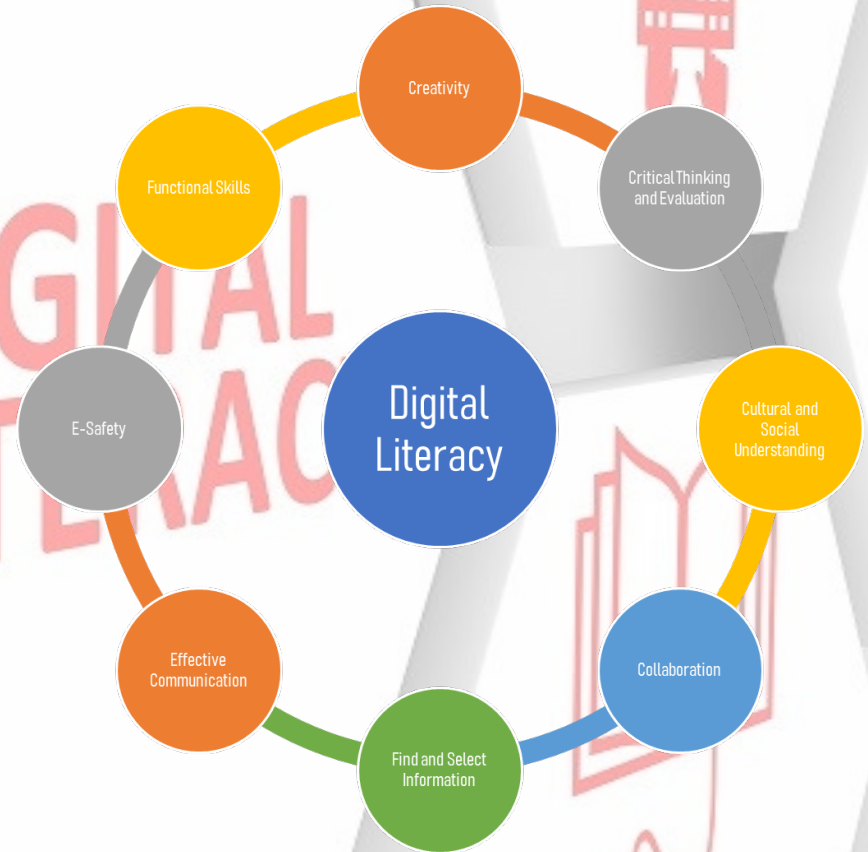
# Digital literacy and safe internet

DIGITAL  
LITERACY

By: Sabrina Telego

# What is digital literacy?

- We all know what traditional literacy means. Literacy is the ability to read and write. But in today's digital world, being literate isn't enough anymore. It is important for children to become digitally literate as well.



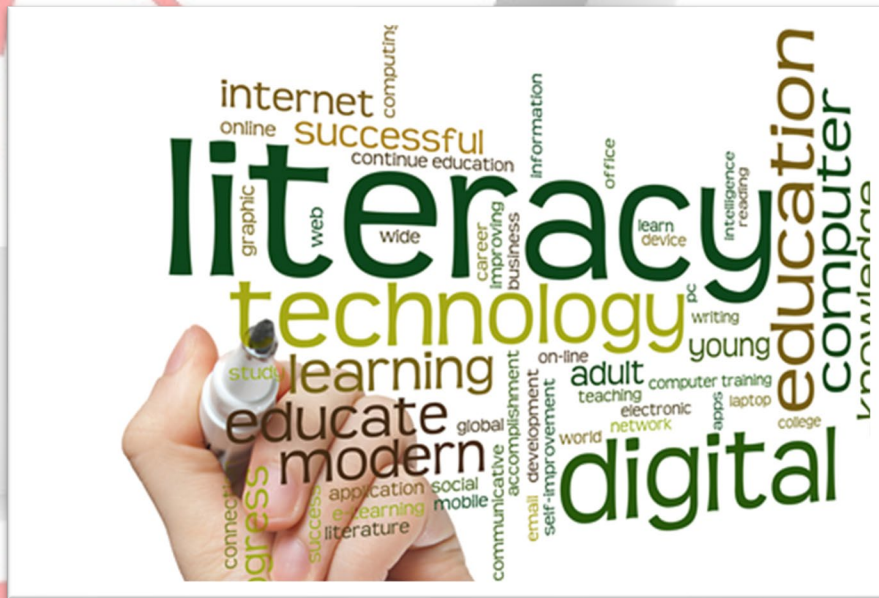
# What digital literacy is for?

- Digital literacy means being able to understand and use technology. It relates to the ability to find, use and create information online in a beneficial and useful way. Digital literacy also means knowing the limitations of technology and understanding the dangers and precautions that the use of technology requires.





# Why digital literacy is important?



- With the advancement in technology over the years, we now live in a world that is both enriched and burdened by computers and gadgets. The domination of technology in our everyday lives highlights the importance of digital literacy not just for adults but also children. The digital world offers enormous benefits and advantages to everyone, however, without proper use and understanding of technology, the digital world can be overwhelming, and even dangerous.

# Digital Literacy Examples

- Digital literacy can be simple or complex. In the simplest terms, Digital literacy means things such as the ability to navigate a website, send an email or use social media.



Digital literacy is not just knowing how to check SnapChat or Instagram. Several important topics within digital literacy include understanding:

- Internet Safety
- Digital Footprints
- Cyberbullying
- Ethics of using online resources (avoiding plagiarism)

# The benefits of digital literacy for students

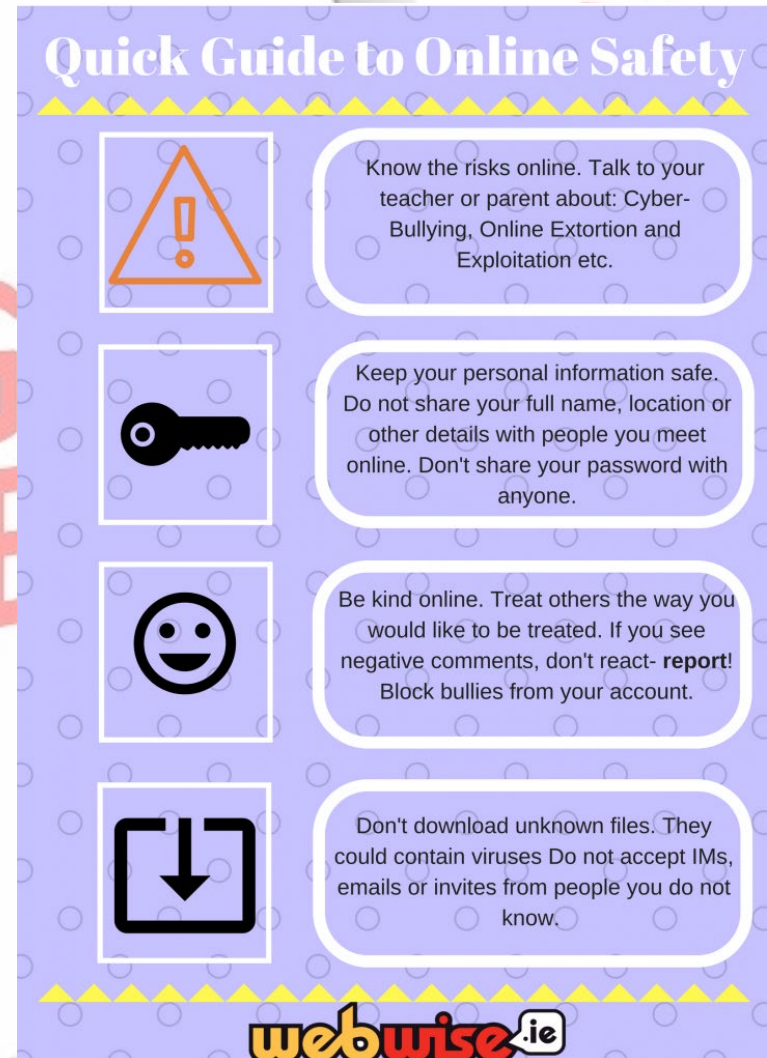
- In a world which is so connected, kids learn digital skills from an early age. Almost any industry children move into when they start their career will require some form of digital literacy.
- And with most schools now requiring projects and assignments being submitted online, children are expected to have basic skills such as being able to type up a document, research using a search engine, and send an email as well as being able to use the internet safely.





# How to behave on the Internet?

- Children and teens can also keep themselves safe by limiting the amount of personal information they share online. In addition to this, students need to be mindful of their digital footprint and their online reputation. Everything we post online contributes to our digital footprint and what is put online, often stays online indefinitely.



The poster is titled "Quick Guide to Online Safety" and features four safety tips, each with an icon and a text box. The background is purple with a pattern of small white circles. The tips are:

- Warning icon:** Know the risks online. Talk to your teacher or parent about: Cyber-Bullying, Online Extortion and Exploitation etc.
- Key icon:** Keep your personal information safe. Do not share your full name, location or other details with people you meet online. Don't share your password with anyone.
- Smiley face icon:** Be kind online. Treat others the way you would like to be treated. If you see negative comments, don't react- **report!** Block bullies from your account.
- Download icon:** Don't download unknown files. They could contain viruses Do not accept IMs, emails or invites from people you do not know.

The logo "webwise.ie" is at the bottom right.



**Thanks for your attention!**

The background features a 3D hexagonal grid. A central hexagon contains the text "DIGITAL LITERACY" in red, uppercase letters. Surrounding this are various red icons: a lightbulb, a group of people with circular arrows, a Wi-Fi symbol, a database cylinder, a smartphone, a graduation cap, a building, an open book, and an apple containing binary code (11001, 01100, 10011).